

Access Guide for Jedburgh Castle Jail & Museum



Jedburgh Castle Jail,
Castlegate, Jedburgh, TD8 6QD

Telephone: 01835 864 750

Email: museums@liveborders1.org.uk

This guide aims to describe accurately the facilities and services that we offer all our visitors.

Contents

Section 1 - Welcome	3
Section 2 - Accessibility at a Glance	4
Section 3 - Getting to the Museum	6
Section 4 - Arrival at the Museum	9
Section 5 - Getting Around the Museum	12
Section 6 - Exploring the Grounds	18
Section 7 - Shop	20
Section 8 - Toilets	21
Section 9 - Emergency Evacuation	22

Section 1 – Welcome

Jedburgh Castle Jail gives visitors a taste of prison life in the nineteenth century. Visit the cell blocks and find out about the prisoners who spent time here.

In addition to the history of the jail, the town museum is housed in the jailer's block.

Due to the nature of the buildings, there is stair access only to the upper floor across the different blocks which make up the complex. There is a video tour near the welcome desk which can be found in block three through the main entrance.

Please get in touch if you require any further information about specific access or would like advice on planning your visit. Contact details can be found on the first page of this document.

Section 2 – Accessibility at a Glance

Access



There is level access from the car park at the rear of the building via a gravel path which leads to the main entrance. Alternatively, there is a hill which continues up Castlegate to the front entrance of the Jail, this is very steep so for people with impaired mobility, it's advised to use the on-site car park.

Assistive Listening



There is an induction loop at the welcome desk to assist people with a hearing impairment.

Accessible Toilets



We have an accessible toilet, on the ground floor near the welcome desk, with baby changing facilities. This toilet has a manual door.

Assistance Dogs



Registered assistance dogs only may accompany their owner into the building.

Audio & Visual Information



There is a video tour on the ground floor near the welcome desk which has video footage of both Jedburgh Castle Jail and Mary Queen of Scots' Visitor Centre. It plays on a continuous loop.

Parking



There are two parking spaces in the museum car park which can be used by 'Disabled badge holders only'.

Section 3 - Getting to the Museum

Address

Jedburgh Castle Jail
Castlegate
Jedburgh
TD8 6QD

Travel by Public Transport

There is a bus stop near the tourist information centre, beside Canongate car park, in the heart of Jedburgh which serves all bus routes to the town.

There are finger signs in town which will point you in our direction.



Canongate car park is approximately 0.4 miles (640m) from the museum which sits at the top of a steep hill, Castlegate.

A taxi can bring you to the car park at the rear of the museum. There are several taxi companies operating in the Jedburgh area. The staff in the tourist information centre will be able to book one for you.

Travel by Car

There is an on-site car park at the rear of the castle jail, two of the spaces are designated as 'disabled badge holders only'.



The paint showing these has mostly worn off but they are the two closest to the entrance, to the left as you enter the car parking area.

Cars are welcome to drive into the on-site car park to pick-up or drop-off visitors.


Travel by Bicycle

If you're coming by bicycle there are two bike racks located outside the gates at the top of Castlegate.




Section 4 – Arrival at the Museum

From the on-site car park there is level access via a gravel path which is approximately 900mm in width, though it narrows a little in summer due to the adjacent plants which encroach on the path. This path leads to the main entrance.




Alternatively, there is access directly uphill from the top of Castlegate which leads to the main entrance. This route is very steep.



From the gravel path there is a paved area which takes you to the main entrance on the right-hand-side through a door which is 860mm in width which leads to the ground floor of Cell Block III.



Inside, you'll find our welcome desk and shop area. Here you'll also see our toilet facilities, accessible through a 790mm door which is opened manually, and a virtual tour of both Jedburgh Castle Jail and Mary Queen of Scots' Visitor Centre through a 700mm door.



The virtual tour lasts approximately 6 minutes and 30 seconds. There are 5 seats in this space and room for one wheelchair. The chairs can be moved to create more room for additional wheelchairs.



Section 5 – Getting Around the Museum

From the welcome desk you head back through the way you came and across the paving stones to the Jailer's Block.

The door to the Jailer's Block is opened manually and is approximately 600mm in width. There is a 65mm step up to get inside.


Inside and around to the right-hand-side there is a visitor information area. A seat will be here if you need a rest.



Continuing through the Jailer's Block you will pass a few exhibition spaces before reaching the exit which leads to the Bridewell. Before exiting there is a dead-end where we touch on the life of Mary Queen of Scots'. This area is only suitable for one wheelchair at a time.



Across the paving stones to the Bridewell there is a 550mm door and a small step up to get inside. This step is approximately 100mm in height.



A corridor with an even stone floor continues straight ahead. The cell doors will be open and can be moved manually if they are in your way to create space.




At the end of the corridor there is a staircase which leads to the upper level which mirrors the ground floor. There is a 610mm entranceway and a set of 20 steps to reach the upper floor. Due to the nature of the building the upper level is accessible via stairs only.

At the end of the corridor on the upper level you'll find a 610mm door which takes you out onto a bridge which connects the Bridewell back into the Jailer's house on the upper floor. There is a 35mm lip on this door.

The upper floor of the Jailer's house is where you'll find the town museum. The exhibition spaces here are carpeted.



Once again there is a 650mm door with a 35mm lip which connects to Cell Block III via a bridge. The door into the upper floor of Cell Block III is 760mm in width and has a wooden strap on the floor.



Similar to the Bridewell, the upper floor of Cell Block III has an uneven stone floor and various exhibits within the cells. The corridor is significantly wider than in the Bridewell.

At the end of the corridor there is a 610mm entranceway and a set of 20 steps down to the ground floor of Cell Block III. This space has interpretation panels and some seating.

This brings you back to the welcome desk and where you started your visit.





Section 6 - Exploring the Grounds

There is a picnic bench in the area at the front of the Castle Jail, at the end of the gravel path from the on-site car park.



It is possible to make your way around the outside of the cell blocks, however there is no designated footpath. The area around the back of the buildings is sloped and grassy.

Adjacent to Cell Block III there is a small grassy space accessible through a 650mm gateway and similarly there is an area beside the Bridewell through a 600mm gateway. The wall is broken here, the exercise yard can be accessed by going over the uneven stonework.



The paved areas between the cell blocks have slight slopes in places and drainage gutters.

Section 7 – Shop

Have a browse in our shop area, which is situated near the welcome desk.

Choose from a variety of giftware and books.

Our museum staff are happy to help reaching items down from the higher shelves.


We are happy to process either cash or card payments.



Section 8 – Toilets

There is one accessible toilet situated on the ground floor near the welcome desk. It has a manual door which is 790mm wide and baby changing facilities within.

This is the only toilet facility we have on this site.



There are public toilets at the Tourist Information Centre near the Canongate car park in the heart of Jedburgh.

Section 9 - Emergency Evacuation Procedures

There are several fire-doors located around the building. All fire escapes have the appropriate signage.

In the event of an emergency evacuation, all visitors must follow the signage to their nearest fire exit.