

## Access Guide for Peebles Library, Museum & Gallery



Peebles Library, Museum & Gallery,  
Chambers Institution,  
High Street, Peebles, EH45 9DX

Telephone: 01721 726333 or 01721 724820

Email: [libpeebles@liveborders1.org.uk](mailto:libpeebles@liveborders1.org.uk) or  
[museums@liveborders1.org.uk](mailto:museums@liveborders1.org.uk)

This guide aims to describe accurately the facilities and services that we offer all our visitors.

## Contents

<b>Section 1 - Welcome</b>	<b>3</b>
<b>Section 2 - Accessibility at a Glance</b>	<b>4</b>
<b>Section 3 - Getting to the Museum</b>	<b>6</b>
<b>Section 4 - Arrival at the Museum</b>	<b>9</b>
<b>Section 5 - Museum Room</b>	<b>11</b>
<b>Section 6a - Library Reception Room &amp; Children's Area</b>	<b>12</b>
<b>Section 6b - Library Book Room</b>	<b>13</b>
<b>Section 6c - The Chambers Room</b>	<b>14</b>
<b>Section 7 - The Gallery</b>	<b>15</b>
<b>Section 8 - Toilets</b>	<b>16</b>
<b>Section 9 - Emergency Evacuation Procedures</b>	<b>17</b>

## Section 1 – Welcome

Peebles Library, Museum & Gallery is FREE to everyone and is located in the historic Borders town of Peebles, in Scotland. Housed in a historic building dating back to the 16<sup>th</sup> Century, the Chambers Institution was gifted to the town in 1859 by William Chambers. This striking building now hosts a vibrant Library, Museum & Gallery, with permanent displays and changing exhibitions showcasing the best of the Borders, ranging from visual arts through textiles to historical interest. Please visit our website to see what's on this year. Due to the nature of the building, the Library, Museum & Chambers Room are accessible by stairs and a lift. The Gallery is accessible via stairs only and may not be suitable for those with mobility impairments.

Please get in touch if you require any further information about specific access or would like advice on planning your visit. Contact details can be found on the first page of this document.

## Section 2 – Accessibility at a Glance

### Access



Stair access to the Library, Museum & Gallery is via the main entrance. Lift access is available through the Scottish Borders Council Customer Services Office. If the door is locked there is a buzzer to press to request access. A member of staff will inform the person(s) that they will come down to open the door and direct them to the lift. There is a Wheelchair Platform Lift from the Library to the Museum Room. Please ask one of our members of staff for assistance to use this lift. The Gallery on the second floor is only accessible by steps.

### Assistive Listening



There is an induction loop available to assist people with hearing impairments.

## Accessible Toilets



We have no accessible toilet or baby changing facilities in this building. The nearest public toilets are situated in Edinburgh Road car park and Kingsmeadows car park.

## Assistance Animals

Registered assistance animals only may accompany their owner into the building.



## Parking

There are 'Disabled badge holders only' car parking spaces on the High Street and in both Kingsmeadows and Edinburgh road car parks.

## Section 3 - Getting to the Museum

### **Address**

Peebles Library, Museum & Gallery  
Chambers Institution  
High Street  
Peebles  
EH45 8AG

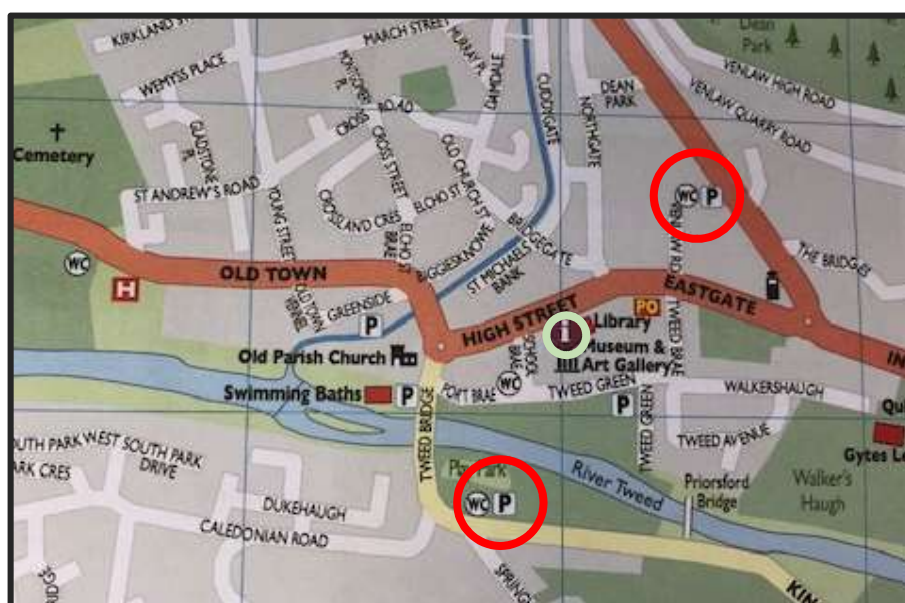
### **Travel by Public Transport**

Borders Buses run a town bus service which operates in Peebles (90A & 90B). There is also a bus service from West Linton to Peebles (93) and the X62 from Galashiels to Edinburgh. The nearest stop to the museum is by the Post Office. This is approximately a 2 minute walk from the Library, Museum & Gallery.

A taxi can stop on the High Street adjacent to the archway which leads to the main entrance. There are several taxi companies operating in the Peebles area.

## Travel by Car

There are two car parks within 10 minutes of the Library, Museum & Gallery. Kingsmeadows is free and is located on the South side of the Tweed Bridge (cross the bridge and take first exit on the left). There is a car park situated along the Edinburgh Road and there is a charge for car parking here on a Saturday. Vehicle access is from Edinburgh Road – pedestrian access is directly from the car park to the Eastgate and High Street.



There are 'disabled badge holders only' parking spaces on the High Street and in these car parks.

## **Travel by Bicycle**

If you're coming by bicycle there is a bike rack located on the High Street opposite the Chambers Institution building.



## Section 4 – Arrival at the Museum

Directly outside the Library, Museum & Gallery is an area of paving stones. Here you'll see the war memorial and a sign pointing towards the main entrance to the Library, Museum and Gallery.



The main door is a shared entrance with Citizens Advice Scotland who have offices on the ground floor. It leads to a hall and stairwell. There are 20 steps from the main door to the Museum Room. 24 steps to the Library door and 46 steps to the Gallery.



The flooring in the front hall and stairs is linoleum. The stairs provide access to the Library, Museum & Gallery on the first and second floors.

The lift entrance, through Scottish Borders Council Customer Services, is 920mm in width. If the door is locked there is a buzzer to press to request access. A member of staff will inform the person(s) that they will come down to open the door and direct them to the lift. This door can only be opened manually.

The lift door is 760 mm wide and can take 6 people or one large wheelchair and 1 person. Maximum weight for the main lift is 450 kg.

## Section 5 - The Museum Room

There are 20 steps from the main entrance to the Museum Room. The door from the stairwell into the Museum Room is 900mm. The flooring is carpeted. The Museum Room is a changing space, please visit our website to see what's on.


There are sometimes display cases and artistic sculptures in this gallery. If you are visually impaired please be aware of this.

The Library Reception Room and Children's Area can be accessed by 4 steps or by the Wheelchair Platform Lift. Please ask one of our staff for assistance to use this lift.



## Section 6a - Library Reception Room and Children's Area

This is the Library Reception Room and Children's Area and can be accessed from the main staircase, from the Museum Room where there are 4 steps, or by using the Wheelchair Platform lift.



Please ask one of our staff for assistance to use this lift. It can also be accessed by using the main lift which is accessed from Scottish Borders Council Customer Services Office in the High Street. This room has carpet flooring.

## Section 6b - Library Book Room

The Library Book Room can be reached from the Library Reception Room. There is a wide access route to this room and the floor is carpeted.

This room has various free standing shelving and public access computers. If you are visually impaired please be aware of this.



## Section 6c - The Chambers Room

The doorway from the Library Book Room to the Chambers Room is 790mm. The floor is carpeted. This is a shared space with the Library and Museum and there are often activities taking place in this room.




There are usually display cases from the middle to the far end of this room. If you are visually impaired please be aware of this.

## Section 7 - The Gallery

The Gallery is accessible via the main stairwell. There are 46 stairs leading up to the Gallery from the main door. There is no lift available here. The floor of the Gallery is linoleum.

The Gallery is a changing space, please visit our website to see what's on.



There are sometimes display cases and artistic sculptures in this Gallery. If you are visually impaired please be aware of this.

## Section 8 - Toilets

There is no public toilet or baby changing facilities in this building. The nearest public toilets are situated in Kingsmeadows car park and the Edinburgh Road car park.



## **Section 9 - Emergency Evacuation Procedures**

There are several fire-doors located around the building. All fire escapes have the appropriate signage. The main entrance is one, there is another at the far end of the Chambers Room.

In the event of an emergency evacuation, all visitors must follow the signage to their nearest fire exit and follow the Fire Marshall's instruction.